# Tobia Mistrangelo /

## Industrial Design Portfolio



POLITECNICO MILANO 1863 | SCUOLA DEL DESIGN

Design del Prodotto Industriale

Via Paolo Giovio 6 - Milan, Italy

+39 3206363872

tobiamistrangelo@gmail.com

www.tobiamistrangelo.it

# About Me /



Born in Milan to architect parents, I grew up surrounded by the world of design;  a passion that developed early on, spanning from architecture to interior and furniture design. As my portfolio shows, I am particularly drawn to furniture and lighting design, for which Milan is internationally renowned. However, I also enjoy exploring all areas of design, from complex engineered products to simple, more artistic objects.
I am especially interested in creating designs that simplify everyday life, with a strong focus on sustainability and versatility: qualities that are increasingly vital in contemporary design.
My final project, developed during the Final Synthesis Studio, was selected and awarded by the Fondazione Augusto Rancilio, owners of Villa Arconati in Bollate, for whom the project was created.

Tobia Mistrangelo







# About Me /

## Education/

Liceo Scientifico Vittorio Veneto 2017 - 2022
*Scientific High School*

NABA - Nuova Accademia delle Belle Arti 2021
*Naba Vision Graphic Design Workshop*

Politecnico di Milano 2022 - 2025
*Design del Prodotto Industriale*

## Achievements/

Fondazione Augusto Rancilio Prize 2025
*for "Appesi a un filo - Furniture Collection"*

## Skills/

Graphic Design
*Photoshop, Illustrator, Indesign, Lightroom, XD, Figma.*

2D & 3D Modeling
*Autocad, Inventor, Fusion360, Alias, Solidworks, Maya, Marvelous Designer.*

Rendering
*Keyshot, Fusion360.*

3D Printing
*Ultimaker Cura, Bambu Studio.*

Web Design
*hmtl, css, javascript.*

Prototyping
*Woodworking, Polystirene, 3D Prints, Cardboard etc.*

Video Editing
*Keyshot, Adobe After Effects, Motion5, iMovie.*

# Index /




Come Quando Fuori Piove
*Bookcase*
9



Appesi a un Filo
*Furniture Collection*
21



Esonda
*Bench*
61



Ghigliottina
*Hall Unit*
71



Termica
*Lighting System*
41



Ziti
*Armchair*
51



Ornella
*Vase*
81



Borgo Arconati Apartments
*Interiors*
91



# COME QUANDO FUORI PIOVE

/ Freestanding Bookcase

# Come Quando Fuori Piove /



| | |
|---|---|
| **Title** | Come Quando Fuori Piove |
| **Year** | 2024 |
| **Type** | Freestanding Bookcase |
| **Team** | Flavio Gallo, Stella Lo Porto, Jacopo Palmieri |
| **Company** | Mogg |

Come Quando Fuori Piove is a freestanding bookcase designed during the second-year Product Design for Furniture Lab, under the supervision of professors Alessandro Deserti, Giuseppe Andreoni, Alberto Sala, and Idelfonso Colombo.

The course aimed to design a self-supporting bookshelf with a strong focus on product development, from concept to technical definition, including the communication and positioning of the product. The project was developed as a simulated collaboration with the Italian furniture brand Mogg.



Come Quando Fuori Piove is a freestanding bookshelf inspired by playfulness and irony. Its name comes from a well-known Italian phrase used to remember the order of playing card suits (*Cuori, Quadri, Fiori, Picche*) and captures the spirit that shaped the entire project.

Starting from an analysis of Mogg, a company known for its unconventional and expressive furniture, we chose to reinterpret its identity through a clear visual reference: the **house of cards**. This concept informed a composition of simple yet expressive volumes that balances geometric clarity and visual character.

The project also focuses on sustainability, and ease of industrial production. The bookshelf is assembled using a dry joint between three wooden panels, without hardware or glue.

This solution enables fast, intuitive assembly, requires minimal processing, reduces transport volume, and is entirely made of a single material. The result is an object that embodies the brand's language and unites structural logic with emotional impact.
The joint system allows for intuitive, tool-free assembly. The project reflects a balance between formal research, function, and sustainability.


THE U.S. PLAYING CARD CO.
CINCINNATI, OHIO 45212

# Concept /




The main inspiration for Come Quando Fuori Piove comes from the deck of playing cards, specifically the construction of a traditional house of cards. This form provided the compositional basis that guided the volumetric definition of the bookshelf, influencing the proportions and arrangement of the panels.

Another key reference was the deck of cards designed by Charles and Ray Eames, famous for their precise cuts that enable assembly through interlocking joints without glue or tools. Following this example, we developed a system of notches in the bookshelf panels that allows for a simple, sturdy, and functional joint. .



Charles and Ray Eames "House of Cards", 1952



Come Quando Fuori Piove, Panel Detail

# Sustainability /

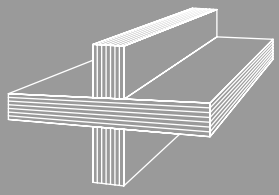

DRY JOINTS

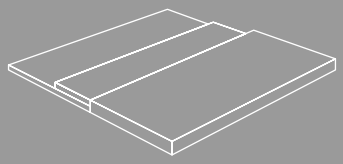

FLATPACK

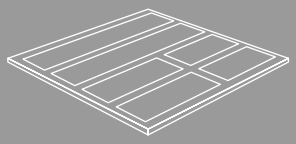

SINGLE CNC MILLED PANEL

The joint system allows for repeated assembly and disassembly, extending the product's lifecycle. The entire design follows a single-material logic, making recycling easier. Every construction choice aims to minimize waste and maximize panel efficiency.

# Assembly /

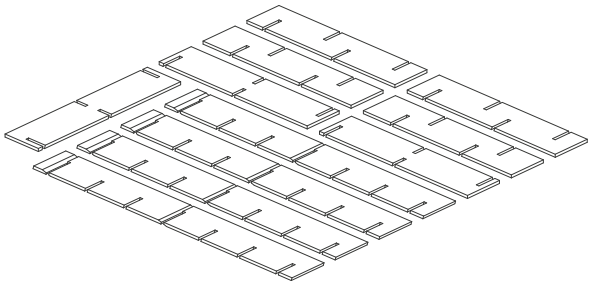

Step 01

The bookcase is designed to be easily assembled by one person. The slots were positioned in order to ensure a simple and intuitive order of assembly: the two parallel panels, all the shelves, and finally the other two inclined panels.

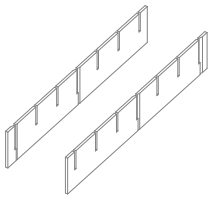

Step 02

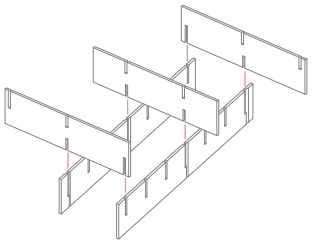

Step 03

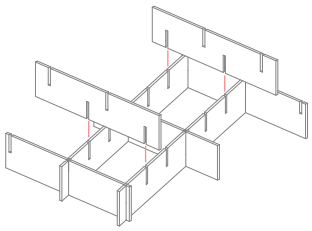

Step 04

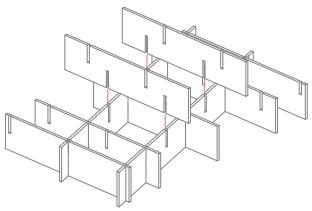

Step 05

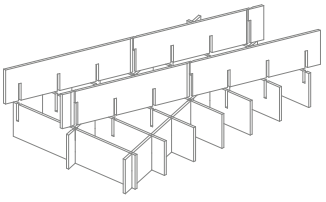

Step 06



Step 07



/ Triple Edge Joint Detail

# Triple Edge Joint /

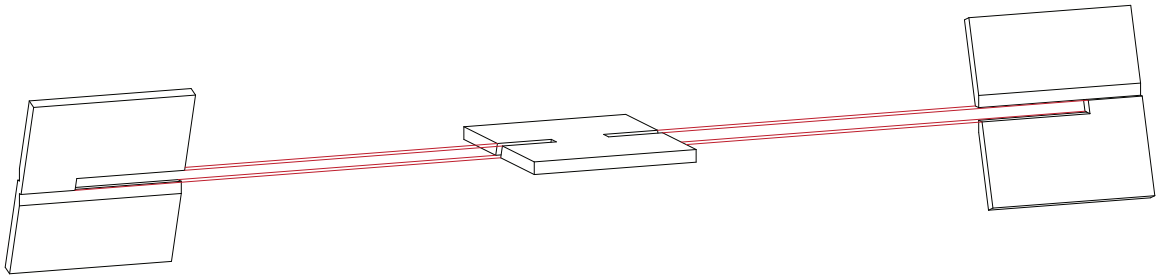



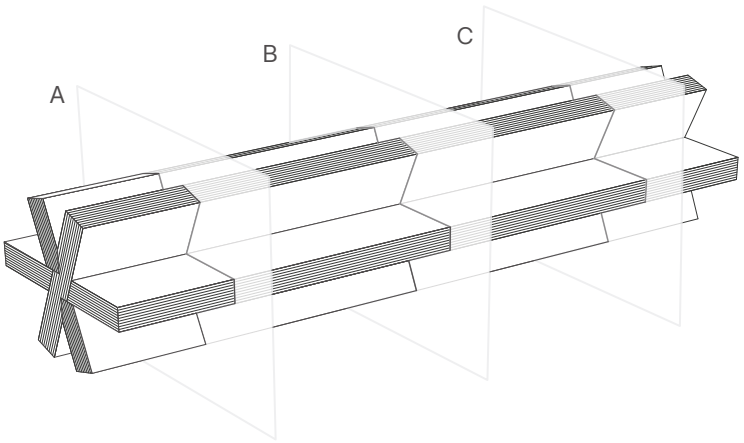


An innovative joint connecting three panels while leaving the plywood edge exposed. This enhances the intersection of lines, turning the joint into both a structural solution and a graphic detail.

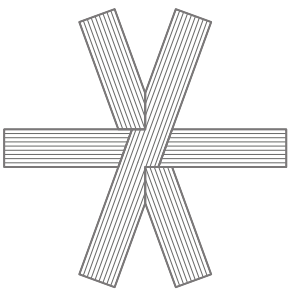

Section A

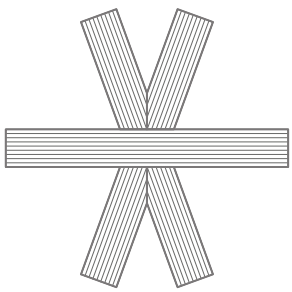

Section B

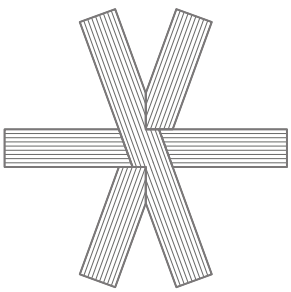

Section C


CASE STUDY HOUSES
HADID
CHANEL
BREUER
GEHRY
Subnature
JAPANESE PRINTS
SHARKIS
Scandinavian


LOUIS VUITTON
CHANEL



# APPESI A UN FILO

/ Furniture Collection

# Appesi a un Filo /



| | |
|---|---|
| Title | Appesi a un filo |
| Year | 2025 |
| Type | Furniture Collection |
| Team | Martina Capitelli, Eleonora Frabasile, Andrea Gambardella Enrica Giorelli, Nina Neubert. |

Appesi a un Filo is a furniture collection developed during the Final Synthesis Lab (section P6-I3), a mixed course involving students from the Product Design and Interior Design programs. The course was led by professors Jown William Bennett, James Christopher Postell, Francesco Scullica, and Gisella Veronese.

The work was carried out in collaboration with the Fondazione Augusto Rancilio, owners of Villa Arconati and the historic village of Castellazzo di Bollate, which served as the real-world context and focus of the studio. The project started from a dialogue with the place, its memory, and its unique identity.



The Appesi a un Filo furniture collection emerged as a natural extension of the interior design project developed for a small one-bedroom apartment in the village of Castellazzo. The compact dimensions of the space led to a focus on essential, functional, and versatile solutions — objects capable of addressing everyday needs in a direct and effective way, while maintaining a strong design identity. The goal was to create a consistent system of mobile and lightweight elements, able to adapt to the changing dynamics of contemporary living. Each piece is designed to interact smoothly with the environment, minimizing bulk and multiplying functionality.

The concept of the apartment was based on the image of a seed and its resulting branching: from a compact core, functions and movements spread out, guided by a continuous linear element — a rail — that crossed the space, setting rhythm and hierarchy. In the furniture collection, this idea was translated into a red cord: both a structural and symbolic element that holds the pieces together, ensuring their stability, while also functioning as an interactive component. The cord enables opening, closing, hanging, or shifting the furniture, introducing a sense of dynamic and responsive design that adapts to different uses.

# Products /

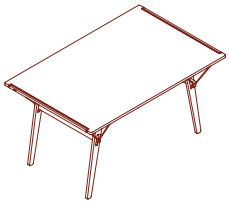

/ Gravitazionale



/ Armonica

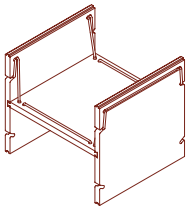

/ Dinamica

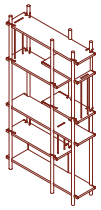

/ Potenziale

# Concept /

The Appesi a un Filo collection is defined by a design versatility that addresses the diverse needs of contemporary living, allowing spaces to be easily reconfigured. The rail running through the apartment acts as a structural and spatial guide, while the red cord serves as its functional and visual counterpart in the furniture, creating a coherent dialogue between architecture and objects.

This material and symbolic continuity transforms each piece into a living element, capable of adapting and interacting with both the environment and the user, providing stability and aesthetic lightness.

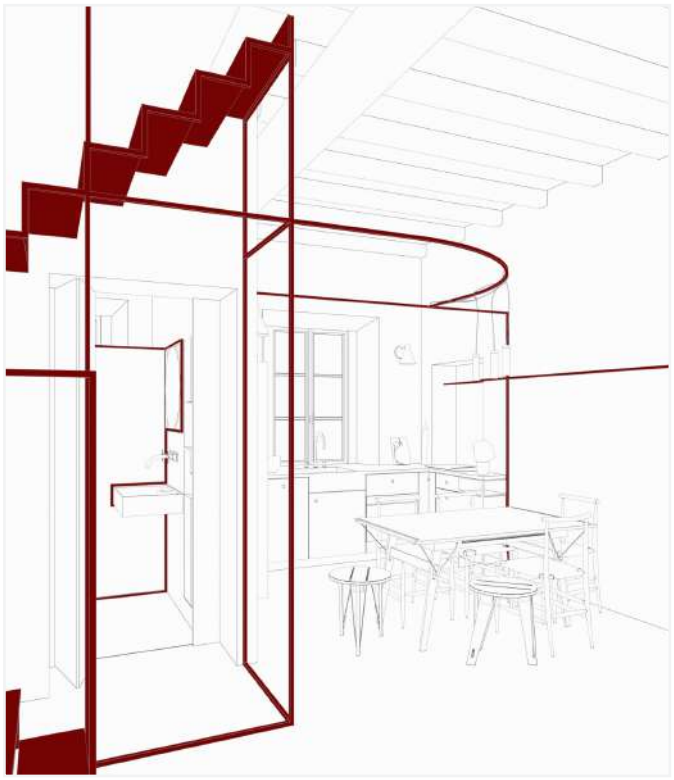

/ Apartment Rails



/ Rope for the Collection

# Sustainability /

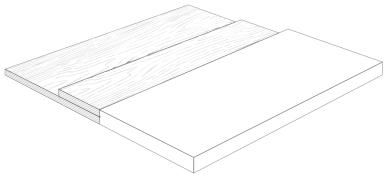

FLATPACK



DRY JOINTS

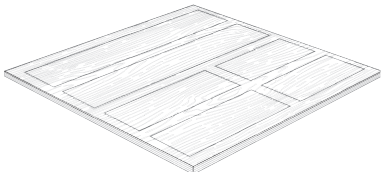

SINGLE CNC PANEL

The collection is designed to be fully disassemblable thanks to a dry joint system that eliminates the need for glue or screws. This enables flatpack transportation, reducing bulk and emissions related to logistics. The design aims to maximize production efficiency and minimize waste, aligned with sustainability principles.

# Joints /



The furniture pieces are assembled using dry joints machined with CNC, requiring minimal processing. This system avoids the use of glue or hardware, making each component disassemblable, replaceable, and easy to repair.

The Entire collection is made out of 20mm thick Baltic Birch Plywood, making it cost-effective, sustainable and long-lasting.

# Packaging /




The packaging is designed as an integral part of the project: a simple folded cardboard sheet, held together by the same cord used in the furniture pieces. Once untied, the cord takes on a structural role, while the packaging can be easily recycled. This system reduces unnecessary materials and creates a conceptual continuity between container and content.

# Gravitazionale /



Dimensions: 140 × 90 × 72 cm

Gravitazionale owes its name to gravitational energy, a form of energy that draws everything orbiting around it toward a central mass. In our case, the Gravitazionale Table represents this functional core, around which the most convivial moments of meals unfold and connections between seated individuals are formed.

# Manufacturing /

Gravitazionale is made out of simple CNC-milled birch plywood panels and features two wooden dowels that guide and support the leg movement during folding, and of Course the rope that holds the pieces toghether, tensioned using a carabiner.









# Interaction /

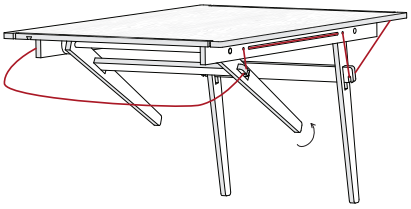

Step 01

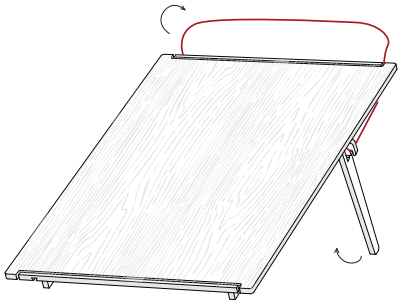

Step 02

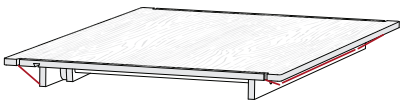

Step 03

By simply releasing the rope tension using the carabiner, the cord can be unhooked from the tabletop, allowing the legs to fold neatly underneath. The entire operation is quick and intuitive, and can be carried out effortlessly by a single person.

# Armonica /



Dimensions: Ø40cm x 42 cm

Armonica is a stool inspired by harmonic energy, associated with harmonic oscillatory systems, where it represents a dynamic balance through its repeated transition between kinetic and potential energy. Similarly, our seat can "oscillate" metaphorically between an open, ready-to-use position and a folded position, where it can be hung on a wall.

# Manufacturing /

Armonica is made from CNC-milled birch plywood panels and held together by an elastic cord that maintains the structure under tension, and three short dowels around which the legs rotate when folding.









# Folding /

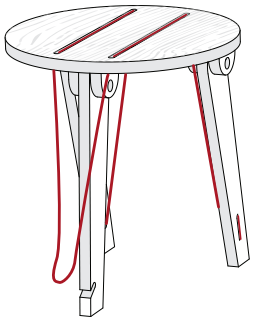

Step 01

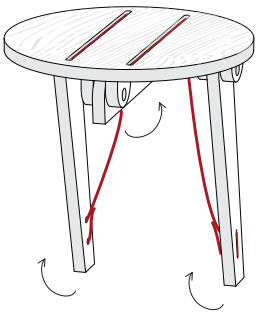

Step 02

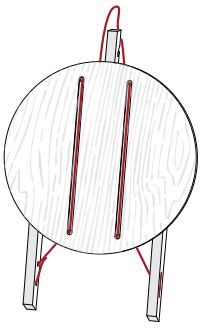

Step 03

By unhooking the elastic cord from the central leg, the tension is released, allowing the structure to collapse flat. This quick gesture transforms the stool, making it ideal to be easily stored in small apartments.


Dior
LOUIS VUITTON
CHANEL



# Dinamica /



Dimensions: 40cm x 36 cm x 36cm

Dinamica is a modular unit that reflects the versatility and ease with which the product's configurations can be altered.

Alongside the modular unit, there are inserts that can function as shelves or a tabletop. The possible configurations, achieved by connecting two modules one on top of the other using a rope, are highly versatile because of the average dimension of the module: a bedside table, a bookshelf, a desk for studying or working, and any other setup your imagination can conceive.

# Manufacturing /

Dinamica's single module is made from four CNC-milled birch plywood panels and an elastic rope that makes each module link securly.
It also has two accessories that have simple slots around which each module can link up easily.



# Use /

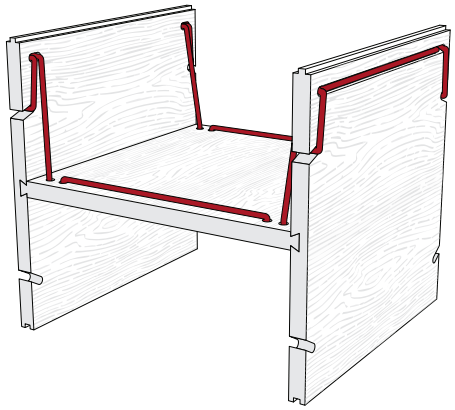

Dinamica is a wooden module that uses an elastic cord to easily connect with others, allowing for fully customizable compositions. Multiple units can be combined to create a bookshelf, a table and more. On its own, it works perfectly as a stool, bedside table, or coffee table, adapting effortlessly to different uses.

# Configurations /

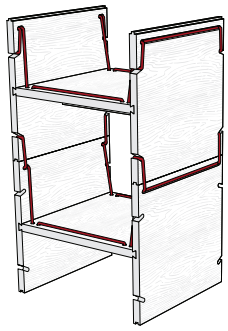

/ vertical stack



/ staggered stack

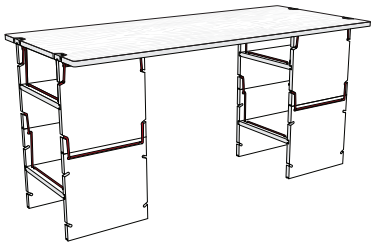

/ table top

# Connections /






Dior
CHANEL
BRIAN CLARKE
LENNARD J DAVIS


THE AMERICANS
INTERIORS
MODERN WOMEN
LENNARD J. DAVIS
Charlotte Brontë Jane Eyre
charity girl michael lowenthal
JAPANESE PRINTS
CASE STUDY HOUSES
FAIRS
MUSEUMS
COOL GUIDE

# Potenziale /



Dimensions: 100cm x 190 cm x 25cm

Potenziale us a compact and slim bookcase born from an interior design storage problem, that has an open structure in order to not make the spaces feel small and oppressing.

The rope plays a crucial role in ensuring its stability by holding the poles tightly against the shelves, preventing the structure from collapsing. Additionally, vertical ropes, though less functional for structural stability, serve to support the books.

The bracings are placed at strategic points in order to maximize the see-through effect of the bookcase that divides two separate areas of the house whilst mantaining an freeflowing space.

# Manufacturing /

Dinamica's single module is made from four CNC-milled birch plywood panels and an elastic rope that makes each module link securly.
It also has two accessories that have simple slots around which each module can link up easily.



# Details /









CHANEL
ROBERT FRANK THE AMERICANS
INTERIORS NOW!
MODERN WOMEN
FREUER
New York
ARCHITECTURE
Subnature
FAYES
JAPANESE PRINTS
GAUDI
Frank Lloyd Wright
Decorating with White
WHITE LINE FEVER
Kim Schaefer
LENNARD J. DAVIS
YOUNG HOUSE
Ernest Hemingway
1100 Decorative Designs
Janet Fitch
white oleander
JAN L. McHARG
design with nature



# TERMICA

/ Lighting System

# Termica /



| | |
|---|---|
| Title | Termica |
| Year | 2025 |
| Type | Lighting System |
| Team | Martina Capitelli, Eleonora Frabasile, Andrea Gambardella Enrica Giorelli, Nina Neubert. |

The Termica Lighting System is part of the Appesi a un Filo collection. Although it differs in materials and construction techniques, the lamp maintains a strong connection to the collection through its versatility and multifunctionality. Like the other pieces, the lamp is designed to adapt effortlessly to various environments and uses, highlighting the concept of flexible design and a focus on functional detail.



The Termica lighting system addresses one of the most common challenges in home lighting: the need for versatile, adaptable light sources that can meet different functions and moods throughout the day. In any living space, especially in compact or multifunctional environments, having a single lamp that can switch between focused task lighting and soft ambient illumination is a huge advantage. The rotary mechanism of Termica allows the user to easily adjust the opening of the light cone, providing precise control over the light's direction and intensity .

This adaptability means that the same lighting system can serve various purposes: from bright, direct light to a gentle glow.

Termica can be hung from the ceiling, freestanding on the floor, or magnetically attached to metal surfaces, offering multiple installation options that fit different spatial configurations and user preferences.

By combining these features, Termica offers a practical solution to the often complex lighting needs of modern homes. It minimizes clutter, reduces the number of different lamps needed, and maximizes flexibility—all critical factors when dealing with limited space. This approach reflects the overall philosophy of the collection, focusing on adaptable, functional design that responds directly to everyday challenges.

# Termica /

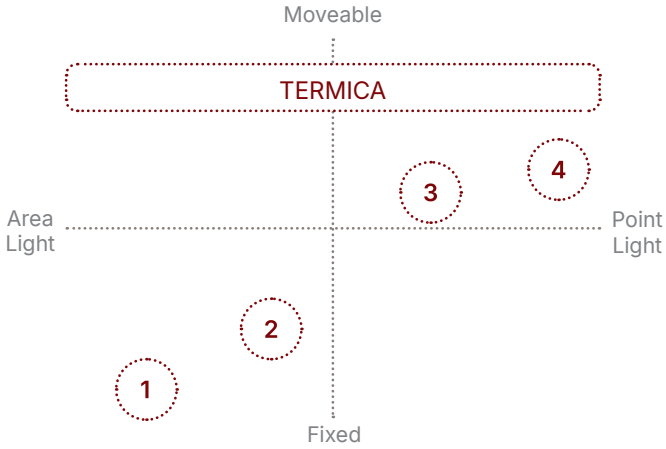


The current lighting solutions rarely offer such direct and intuitive control over the width of the light beam as the Termica system. Most adjustable lamps focus on modifying brightness or color temperature. Termica stands out for its simple yet precise rotary mechanism, allowing continuous and smooth adjustment of the light spread angle.

1. Overhead Lamp
2. Floor Lamp
3. Desk Lamp
4. Spotlight

# Mechanism /



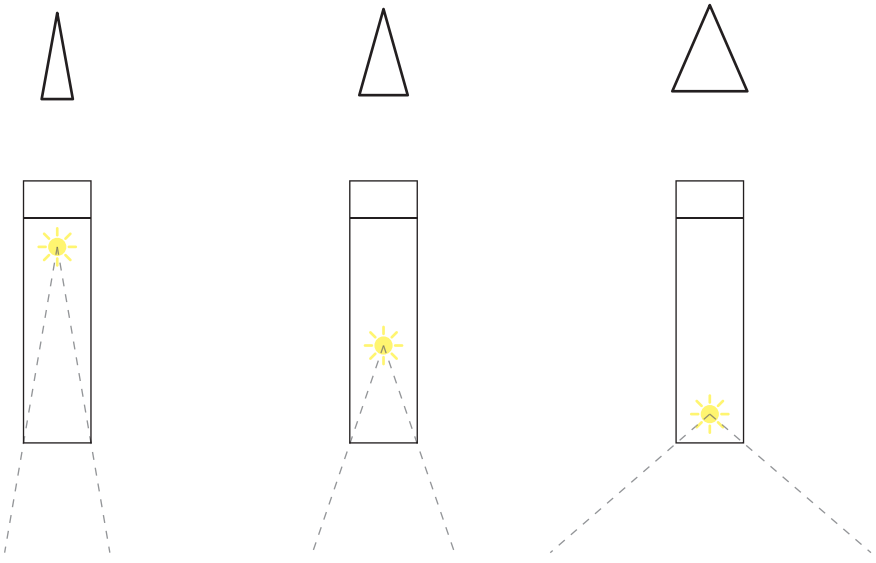

By rotating the top of the cylindrical core, the internal lightbulb moves up and down within the barrel, adjusting the width of the light beam.

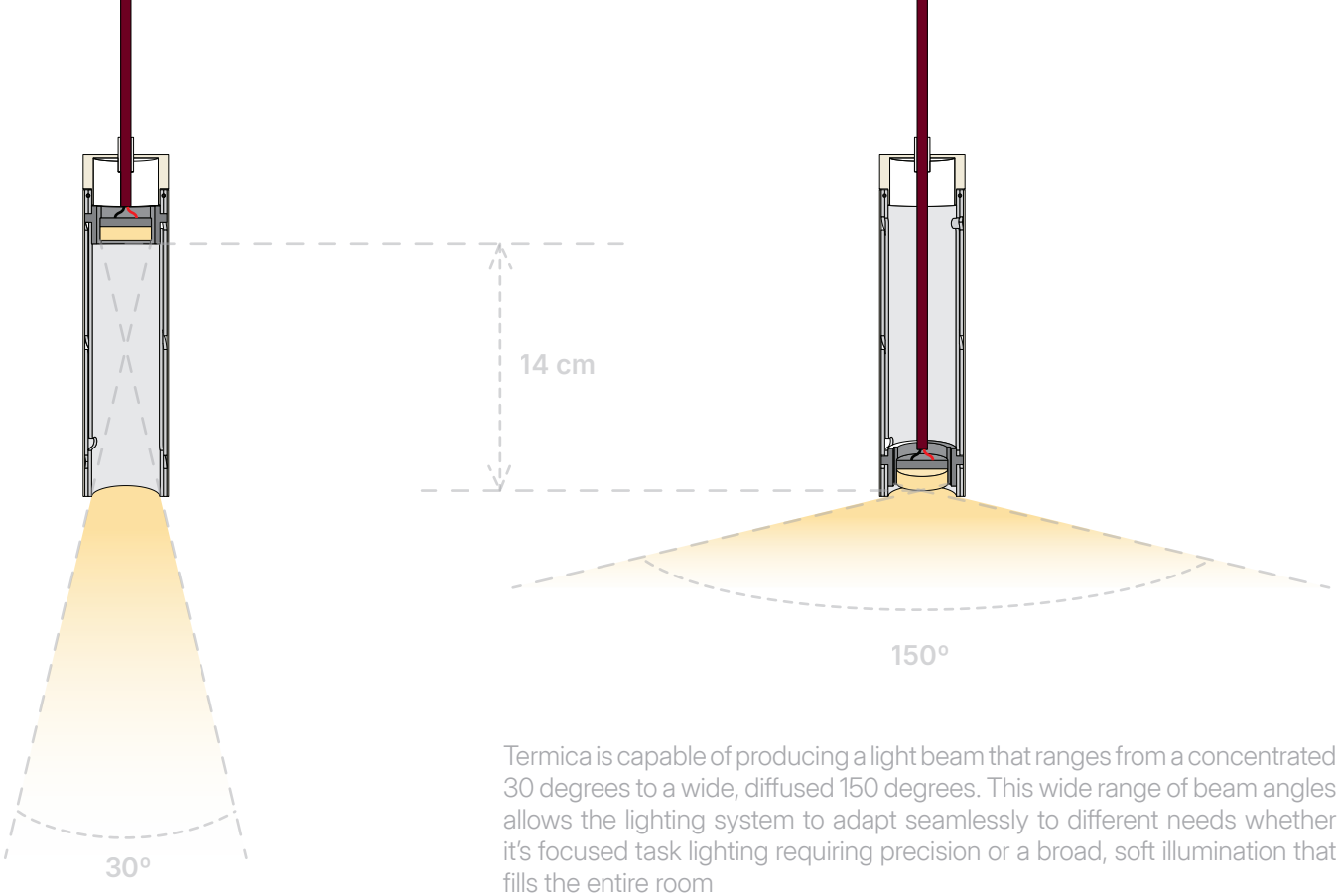


Termica is capable of producing a light beam that ranges from a concentrated 30 degrees to a wide, diffused 150 degrees. This wide range of beam angles allows the lighting system to adapt seamlessly to different needs whether it's focused task lighting requiring precision or a broad, soft illumination that fills the entire room



/ Components

The mechanism of the Termica system is inspired by the operation of a lipstick, but with a unique mechanical solution. Inside the cylindrical body, a spiral remains fixed, while another cylinder with two vertical slots slides along it. By rotating the top part, this sliding cylinder moves up and down, pushing pins that, moving around the fixed spiral, raise or lower the light core.

# Configurations /



/ Freestanding



/ Magnetic Clip



/ Hanging



/ Magnetic Clip



The Magnetic Clip has a central ball bearing that allows the light to rotate in every direction whilst still remaining attached to the wall or rail.



/ Magnetic Clip Detail



/ Freestanding Detail

Similar to the Magnetic Clip, the Freestanding version allows the light to slide up and down along the central pilar, and still being able to rotate in every direction.







# ZITI

/ Armchair

# Ziti/



| | |
|---|---|
| Title | Ziti |
| Year | 2024 |
| Type | Armchair |
| Team | Flavio Gallo, Stella Lo Porto, Jacopo Palmieri |
| Company | Mogg |

Ziti is an upholstered armchair designed during the second-year Product Design for Furniture Lab, under the supervision of professors Alessandro Deserti, Giuseppe Andreoni, Alberto Sala, and Idelfonso Colombo.

The course aimed to design an armchair with a strong focus on product development, from concept to technical definition, including the communication and positioning of the product. The project was developed as a simulated collaboration with the Italian furniture brand Mogg.



Ziti is an upholstered armchair characterized by soft, simple, and harmonious shapes designed to provide immediate and lasting comfort.

The project originated from an in-depth analysis of Mogg's catalogue, a company known for its contemporary and playfull style, where we identified a recurring stylistic thread that had not yet been applied to armchairs.
The challenge was to translate this formal language into a product that feels warm, inviting, and comfortable, capable of fitting into a variety of residential and contract settings.

During the design phase, beyond shaping the aesthetics and the supporting structure, special focus was placed on ergonomics.

Different foam densities were explored to achieve a perfect balance between support and softness, ensuring comfortable seating for extended periods.

Seat heights and angles were calibrated, considering various postures and the need for a natural, relaxed position.
Finally, the armchair is fully removable, allowing for easy maintenance and greater versatility in fabric use.

# Mogg /

Current Catalogue



# Catalogue Placement /

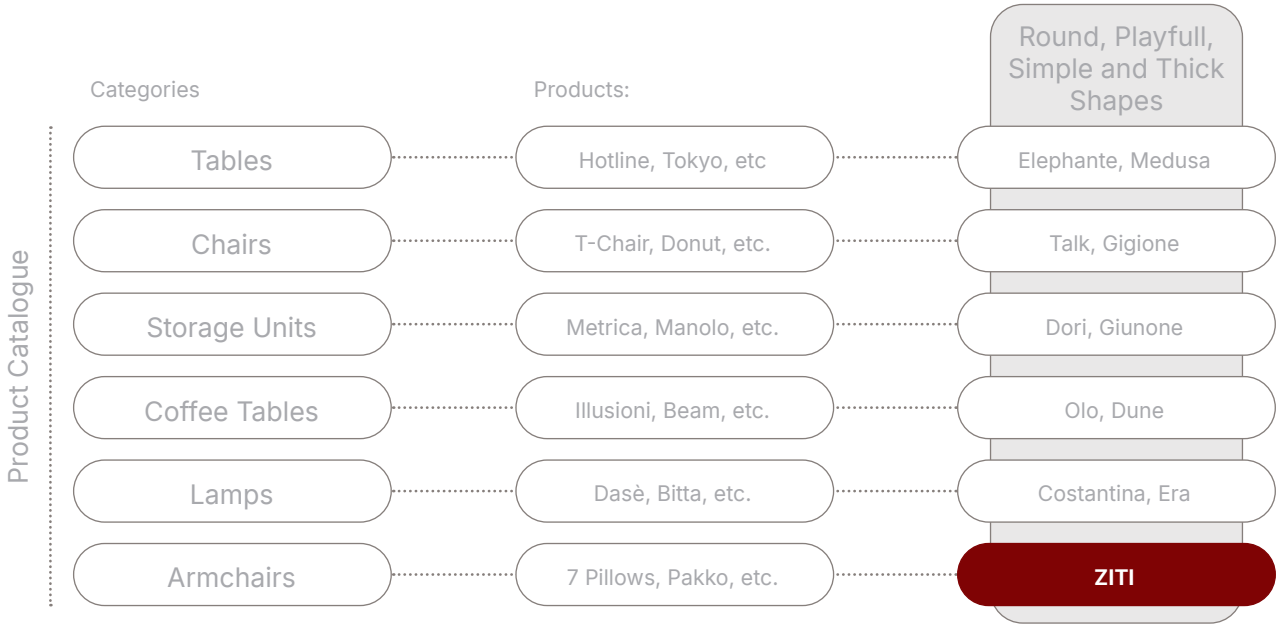


Mogg's extensive catalog offers a diverse range of products and styles. Among these, several recurring pieces are distinguished by simple, playful, rounded shapes, but none of these are armchairs. Ziti was born precisely to fill this gap in their collection, bringing these signature qualities to the world of upholstered seating.

# Shape Evolution /

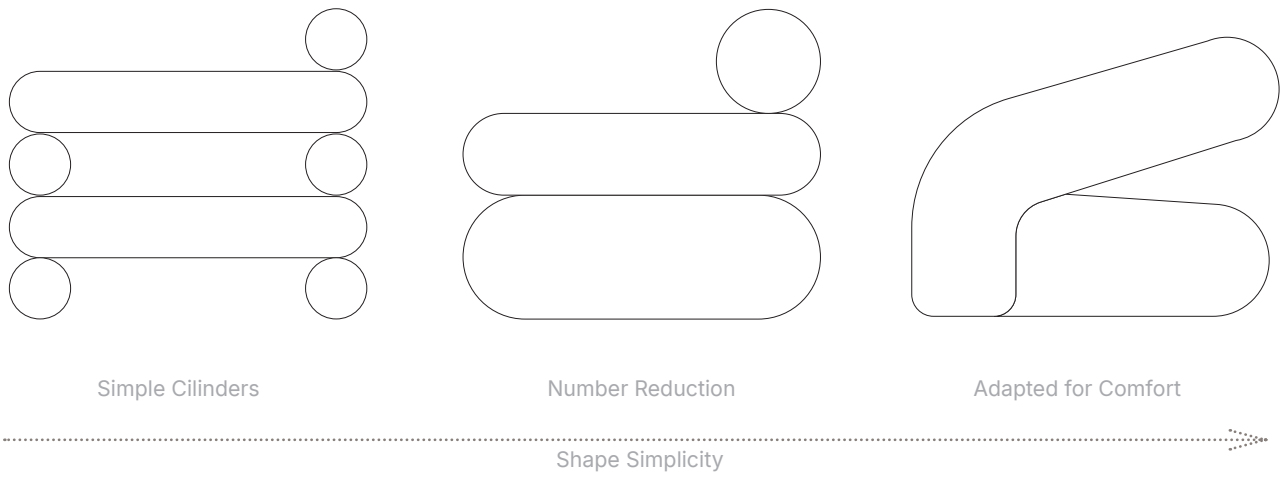


Ziti was originally conceived as a series of simple cylinders stacked vertically; however, during the design process, the number of shapes was reduced and some forms were adjusted to maximise comfort.

# Structure /




Ziti's structure consists of a plywood box beneath the seat, to which a curved steel tubular frame is attached using two metal plates, providing strength and stability. Around this box, cushioning is applied: medium-density polyurethane foam for the armrests and seat, while the areas under the knees and lower legs use high-density foam for added support.

The entire padding is covered with a thin layer of low-density batting to enhance softness and comfort. Finally, the upholstery is made of removable fabric, allowing for easy maintenance and cleaning.

# Ergonomics /

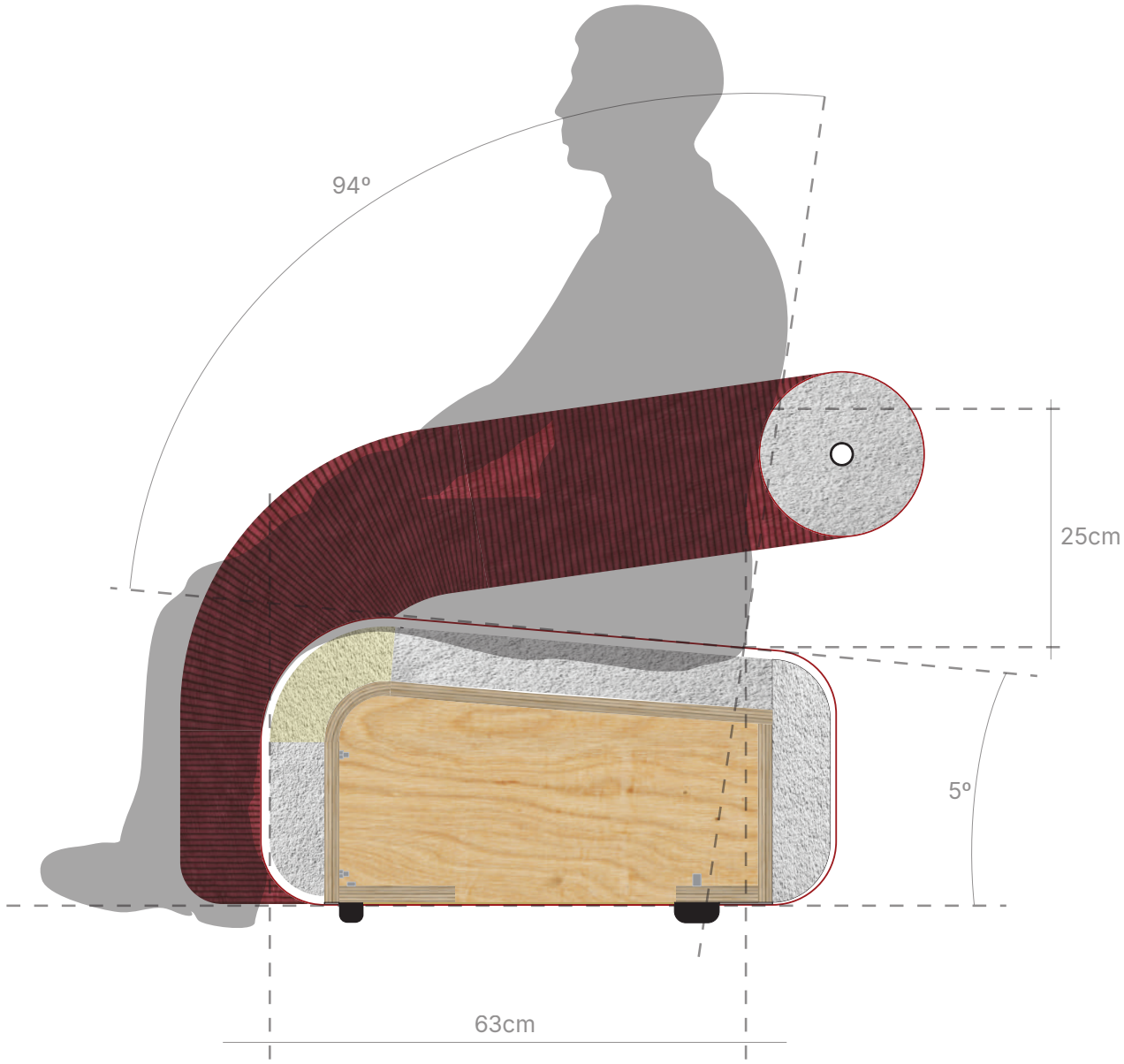


Ziti features a seat depth of 64 cm, tilted back 5 degrees to promote a natural and comfortable posture. The distance between the backrest and the seat is 25 cm, providing proper back support. Thanks to its rounded, padded backrest, users can sit in multiple positions: moving forward for a more relaxed posture or leaning back for a straighter seating position.







# ESONDA

/ Solid Wood Bench

# Esonda /



| | |
|---|---|
| **Title** | Esonda |
| **Year** | 2024 |
| **Type** | Competition Entry, Solid Cedarwood Bench |
| **Team** | Andrea D'Ignazi, Stella Lo Porto, Giovanni Muccioli |
| **Company** | Riva1920, 9th Design Awards Competition |

Esonda is a project submitted for a competition organized by Riva 1920, a renowned company based in Cantù, celebrated for its excellence in working with high-quality solid wood.

The competition, titled "9th Design Awards - outdoor table and bench," was hosted by Riva 1920 and sponsored by major industry players such as Archiproducts, ADI, and Rilegno.

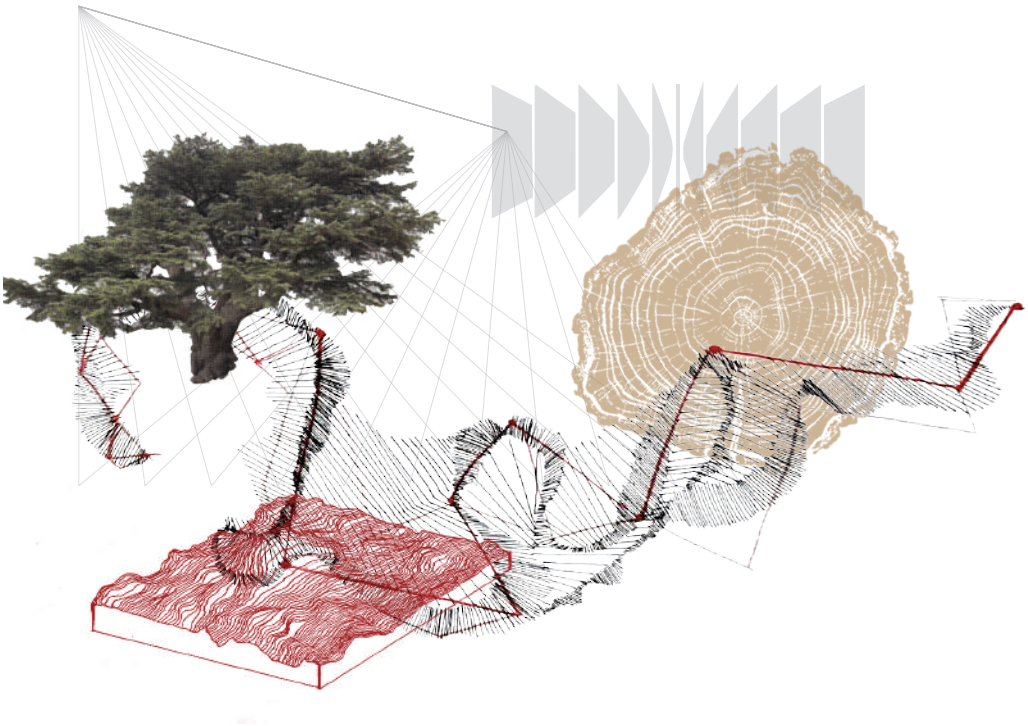

The design of the Esonda bench originates from the translation of a triangle whose lower vertex follows a sinuous curve. Despite the technical adjustments needed for feasibility, the final design stays true to this vision where natural fluidity finds space within strict geometry.

The bench reinterprets some characteristic elements of the Riva 1920 catalog, shifting movement from the vertical to the horizontal plane.

This choice creates a subtle effect, made of impressions and perspectives, emphasized by the gentle curvature on the sides that invites light and shadow play.

Esonda is a bench that brings opposites into dialogue: a slim support holding a monolithic body, a visually delicate balance for a solid structure, and strict geometric surfaces crossed by a dynamic flow.

The simple surfaces open a conversation with the material itself, enhancing unique cedar details such as cracks, knots, and grain, which are not hidden by complex design but valued as distinctive features.

The indentations and crests of the base curve combine with the wood grain to create ever-unique topographical patterns, making each bench a one-of-a-kind piece.



# Brief and Material /

CEDARWOOD LOG

↓

CNC MILL

↓

BENCH

The Lebanese Cedarwood used for the Esonda bench is sourced by Riva1920 from trees felled in Northern Italy, thus enhancing a local and sustainable resource. This wood is renowned not only for its durability against weather conditions, making it perfect for outdoor use, but also for its distinctive and pleasant scent, which adds a unique sensory value to the user experience.

# Riva1920 Catalogue Diversification /

CURRENT BENCHES

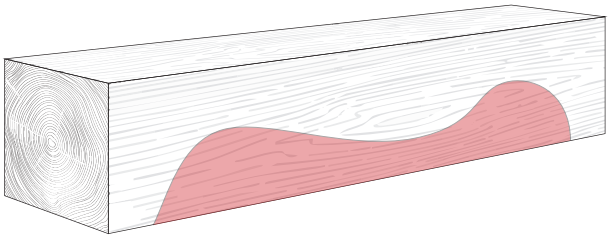

OBJECTIVE

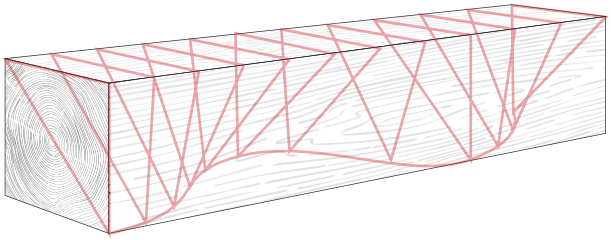

The benches in Riva 1920's current catalogue originate from a solid block and focus mainly on shaping the longer side, which is then carved and hollowed out.

Esonda, on the other hand, is based on the concept of "carving" transversely on curved planes, keeping the block seemingly untouched when viewed from the side, while revealing more sinuous and dynamic shapes from other perspectives.

# Shape /

**Bottom View**

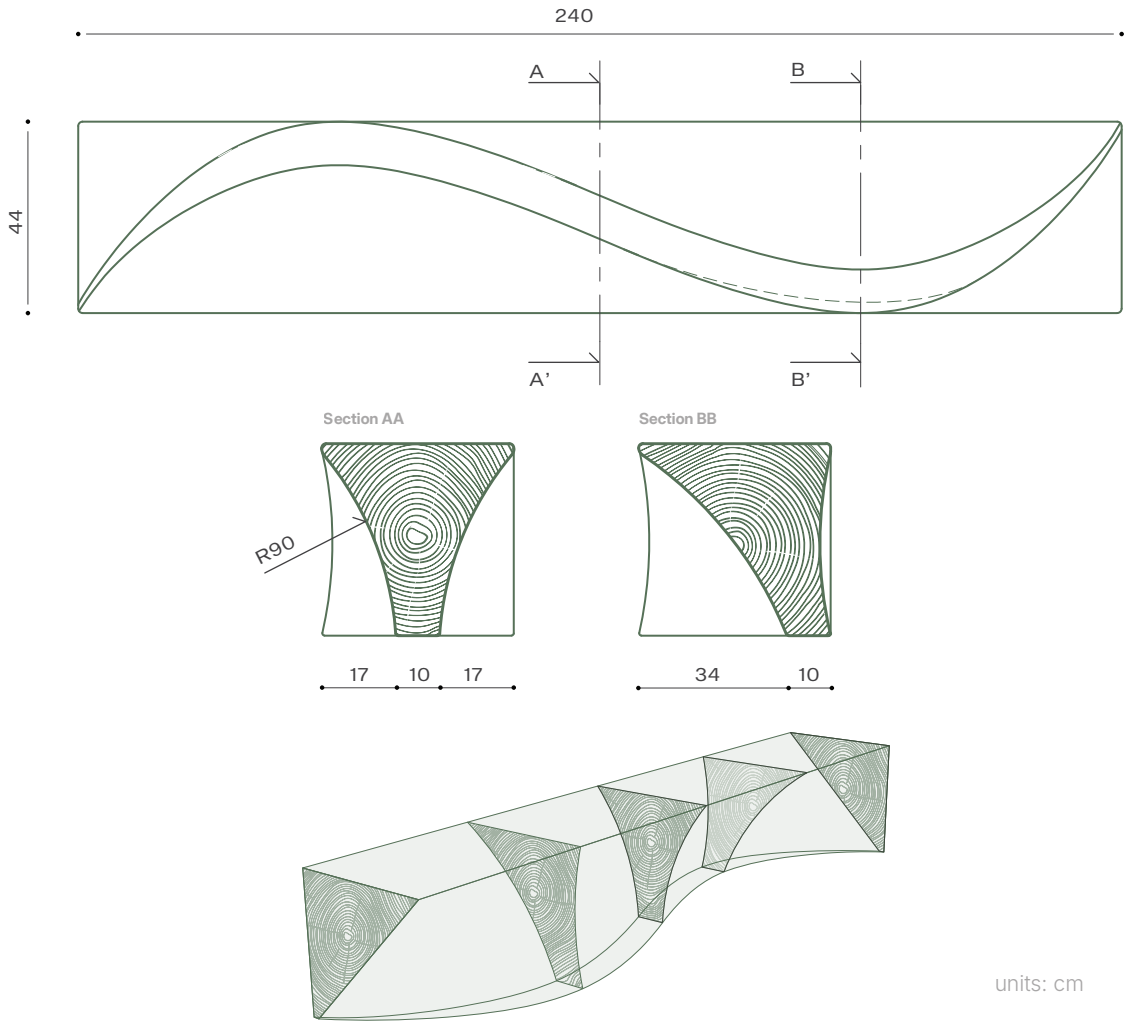


units: cm

The base originates from an S-shape that is widened to ensure stability and prevent sinking into the ground. The sides are gently curved to add fluidity, enhancing the play of light and the natural pattern of the wood grain.

# Unique Shape from Every Angle /











# GHIGLIOTTINA

/ Hall Unit

# Ghigliottina /



| | |
|---|---|
| Title | Ghigliottina |
| Year | 2025 |
| Type | Hall Unit |
| Team | Andrea D'Ignazi, Stella Lo Porto, Giovanni Muccioli |

Ghigliottina is Hall Unit designed during the Wood Design course taught by Professor Mariano Chernicoff. The course focused on prototyping and hands-on experimentation with wood as the primary material.

Thanks to the collaboration with Artwood Academy, a full-scale functional prototype was developed, allowing for a direct exploration of technical and production constraints tied to industrial wood manufacturing.



Ghigliottina is an entryway furniture piece designed specifically for small apartments where every item must be versatile and functional.

The unit aims to provide a compact yet multifunctional piece of furniture that serves as a shoe-rack, a coat hanger, a pocket tray, and a storage compartment.

To facilitate moving, Ghigliottina was conceived to be easily disassembled and reassembled by a single person without special tools.

Its entire structure is made from a single CNC-cut plywood panel, ensuring precision and optimized material use. All components fit together using dry joints, without screws or glue, just a technical fabric strap that wraps around the furniture, holding it together through tension.

# Brief /

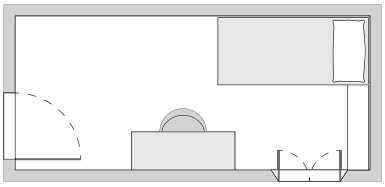

MICROLIVING



DRY JOINTS

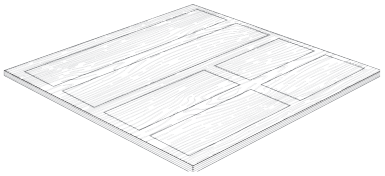

SINGLE CNC MILLED PANEL

Ghigliottina is designed for small, functional spaces typical of microliving. The piece is assembled without hardware, relying solely on dry joints. The entire design originates from a single standard panel, precisely cut using CNC technology, allowing easy production and assembly.

# Multifunction Unit /







# Assembly /

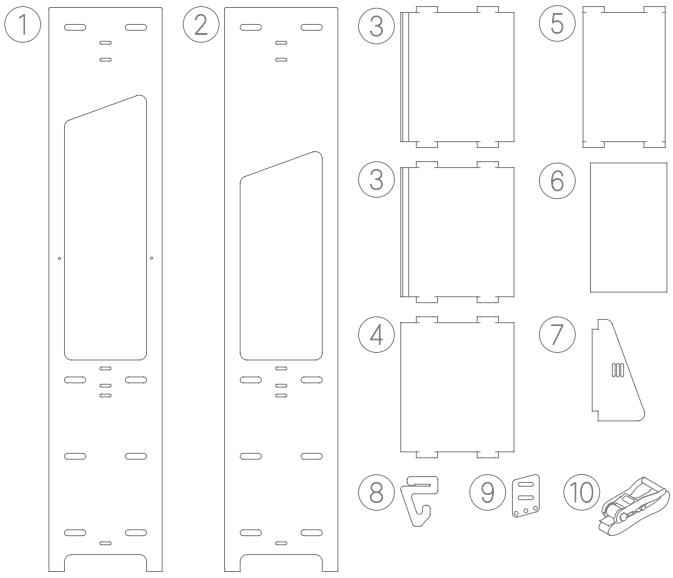


Ghigliottina can be easily assembled by one person by placing all the wooden panels in their correct positions as shown in the instruction manual, then threading the strap around the piece and tightening it at the end.

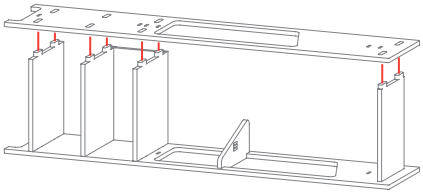

Step 01

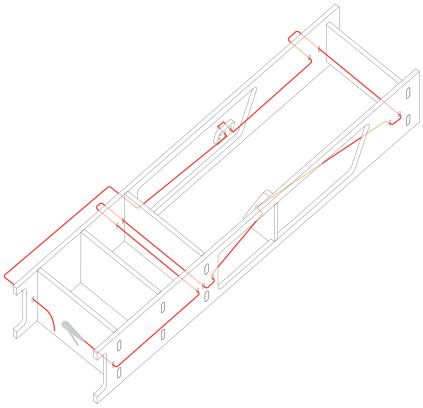

Step 02

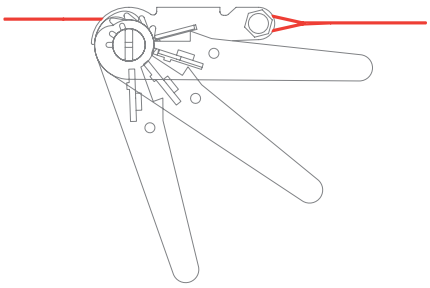

Step 03

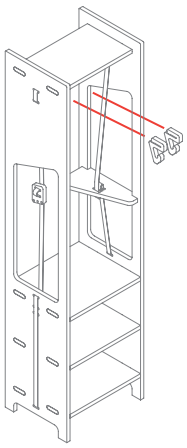

Step 04

# Prototyping - Artwood Academy /



Thanks to the collaboration with Artwood Academy, a prototype was created using Arauco wood machined with a 5-axis CNC router. This prototyping opportunity allowed us to discover practical solutions and implement essential adjustments for the professional manufacturing phase.





Morbidelli M100 5 Axis CNC machine, Artwood Academy, January 2025.

# The Final Prototype /
















CASACOR
SÃO PAULO
HADID
NEW YORK
THE FASHION



/ Detail, shelf



# ORNELLA

/ Vase

# Ornella /



| | |
|---|---|
| **Title** | Ornella |
| **Year** | 2023 |
| **Type** | Vase, *concept* |
| **Team** | Martina Capitelli, Francesco Dell'Anna, Stella Lo Porto, Giovanni Muccioli |
| **Company** | Danese Milano |

Ornella is a vase designed specifically for drying roses. It was developed during the Metaprogetto Lab led by Professors Manuela Celi and Eleonora Lupo.

The workshop focuses on the metaproject approach, which comes before product development and prioritizes research and critical reflection on the design process. Ornella was born from the analysis of an iconic place in Milan: the Carrelli tram. This historic vehicle, inspired the shape and simplicity of the vase that similarly reflects on the concept of time.







Ornella is born from the idea of celebrating and enhancing the natural process of drying a rose, turning a simple, everyday act into a visual and poetic experience.
Ornella is a vase designed to hold flowers hanging upside down, making their transformation an integral part of home decor and storytelling.

The project draws inspiration from Milan's historic Tram Carrelli, a symbol of continuity and memory. Just as the tram has crossed the city for over a century, weaving past and present together, Ornella wants to become a "vehicle" that connects nature and time, showcasing the visible transformation of the flower.

Each drying rose becomes a small story, a tangible sign of passing time, a beauty that changes but does not fade.

Ornella invites reflection on the relationship between function and poetry, between utility and aesthetics, creating a space where the everyday becomes memory like the tram passing through Milan.

In this way, the vase becomes a living element that tells stories, evokes memories, and reveals the hidden beauty in natural transformation.

# Memory in Motion /



Since 1924, Milan has continued to operate its historic tram models alongside the new ones. They have become an icon for the city, recognized worldwide for their beauty and vintage charm.

Even though they are not as efficient as the modern models, the city keeps them running to preserve their historical value.



The historic tram lines run in and out of the city center; they pass by Milan's historic architecture as well as its new skyscrapers, showing passengers how time has shaped the city.

# Leaving a mark /



/ Tram Brake rust debris on tracks

Due to their century-old technology, every acceleration, turn, and brake produces distinctive noises or leaves behind some debris. These trams become part of the city, adding a unique layer to its daily life.

# Protecting Memories /

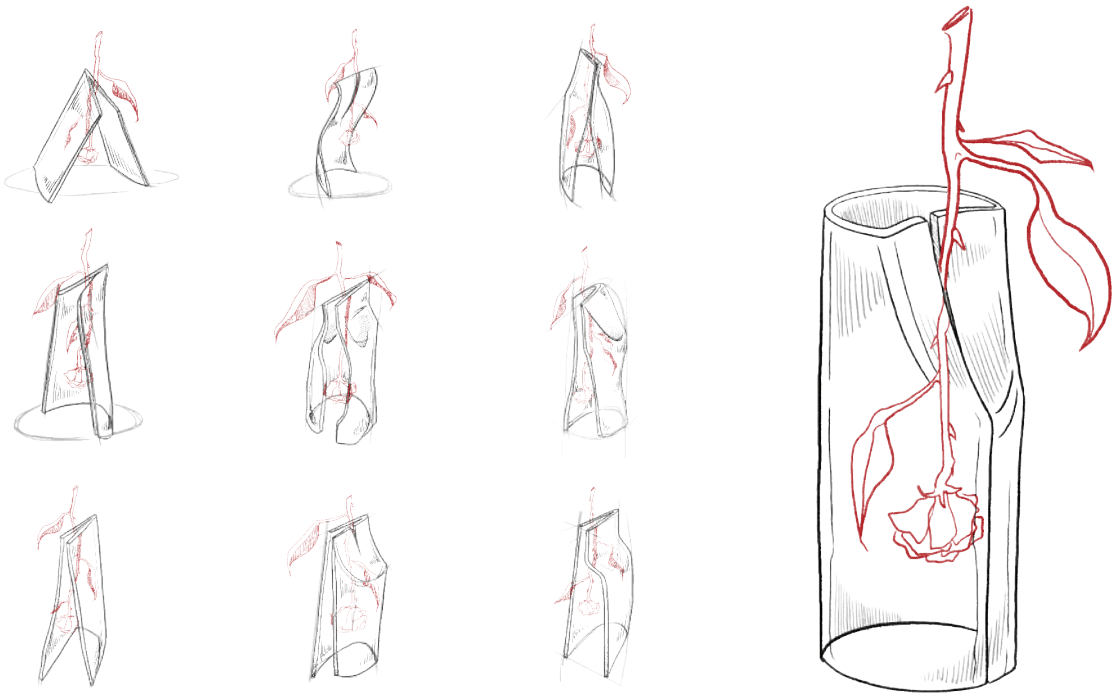

Just as the City of Milan protects its historical values, Ornella is a vase designed to preserve flowers after their inevitable loss of vitality. Ornella ensures that the flower can dry properly, hanging upside down, while maintaining its shape. Ornella's form is a simple glass cylinder with a notch that protects the flower without hiding it.



A simple cut on one side that enlarges at the top makes sure that a flower stem can slip inside and hang upside down.

# Cherishing Memories /






Ornella showcases not only the rose but also the passage of time, altering its colors and shapes. Over weeks, petals and leaves wrinkle and fade. The glass, textured with slight imperfections, distorts the view of the flower, wrapping it in a warm embrace reminiscent of florist's paper. Open on three sides and unable to hold water, the vase gently releases the rose's scent as its colors slowly fade.


GAUDI
JAPANESE PRINTS
LOUIS VUITTON
CHANEL
LA
VOGLIA
LA
PAZZIA





# BORGO ARCONATI
# APARTMENTS

# SEED /

SEED is born from the idea of growth and transformation, inspired by the life cycle of nature and reinterpreted in a contemporary way. Just as a seed germinates, takes root, and grows, the spaces are designed to evolve and adapt, meeting the changing needs of those who inhabit them. This dynamic process balances functionality and design, creating spaces that are both practical and aesthetically refined.

The acronym SEED reflects the project's key pillars.

**Space:** A versatile environment that adapts to the needs of its users, offering areas for living, working, and socializing.

**Environment:** A connection to nature, with spaces that harmonize with their surroundings and promote sustainability.

**Exploration:** An invitation to discover new ways of living, where flexibility encourages both personal and communal growth.

**Design:** A focus on contemporary aesthetics that blend beauty and functionality.

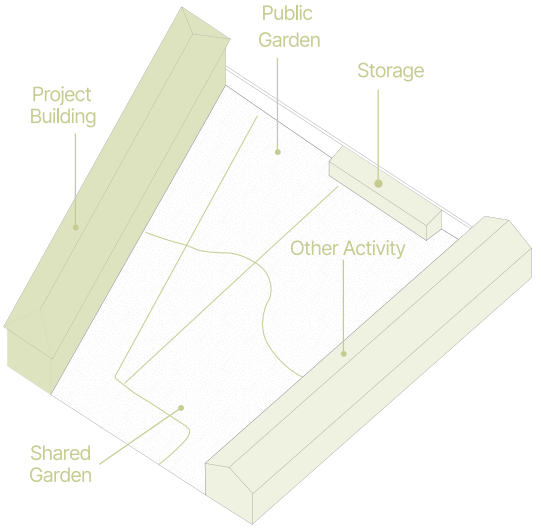




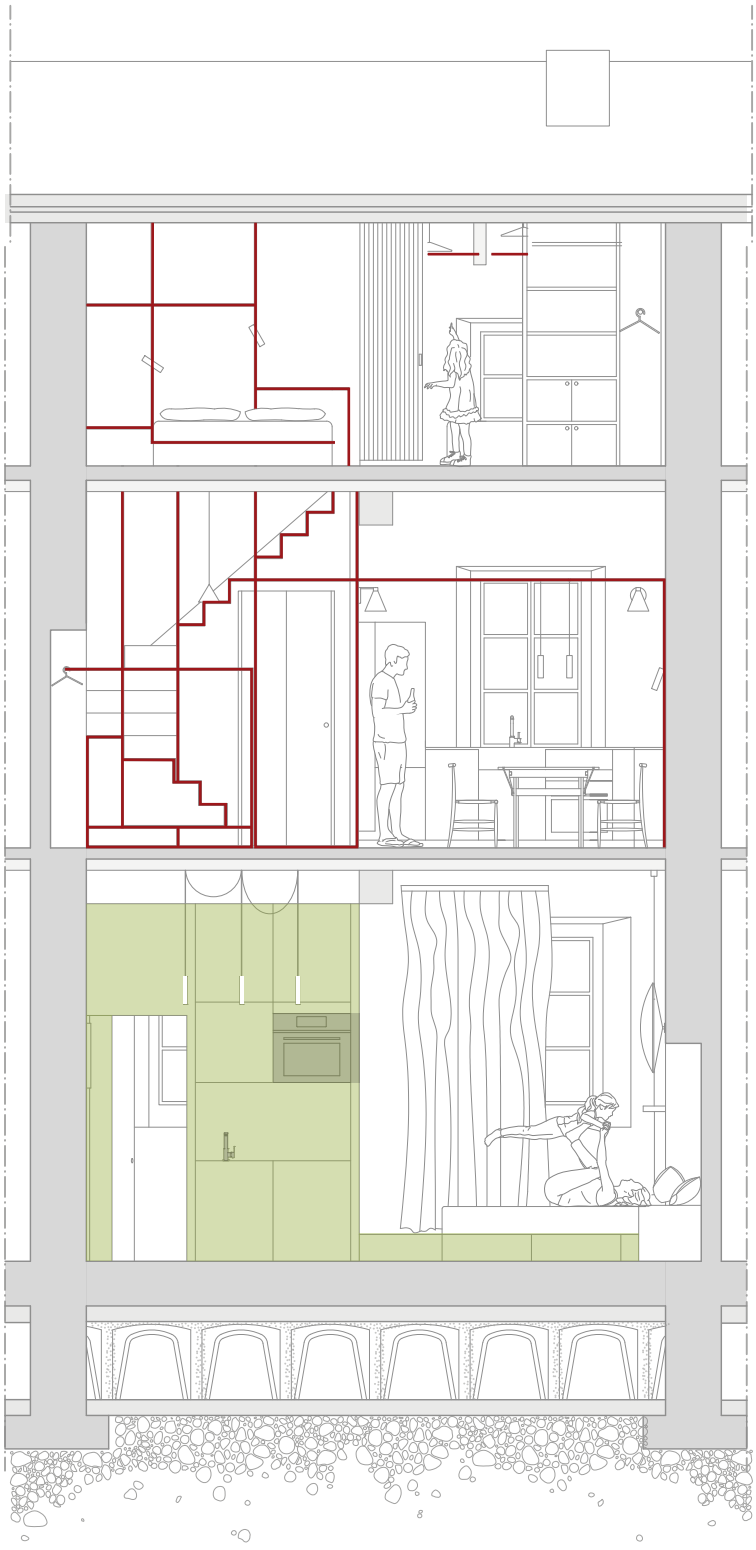

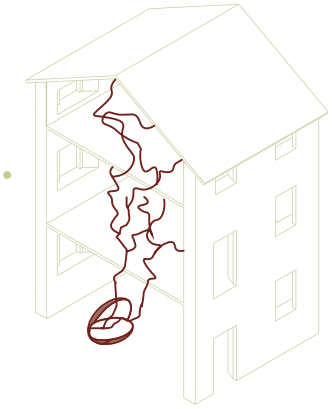

The entire project develops on three floors; the studio apartment on the ground floor, and the two-room apartment on the first and second floor.

Studio Apartment
The seed represents the origin, from which living functions branch out. The compact and fluid space optimizes every corner with architectural elements and custom furniture, creating a dynamic, evolving environment.
Two-Room Apartment
Here, the seed sprouts, expanding its roots across two levels. These roots, highlighted by red ropes, become the project's core, connecting spaces with a visual language that symbolizes energy and continuous growth.

# Studio Apartment /

1. Sleeping area
2. Bathroom
3. Kitchen Area
4. Living area
5. Private Garden

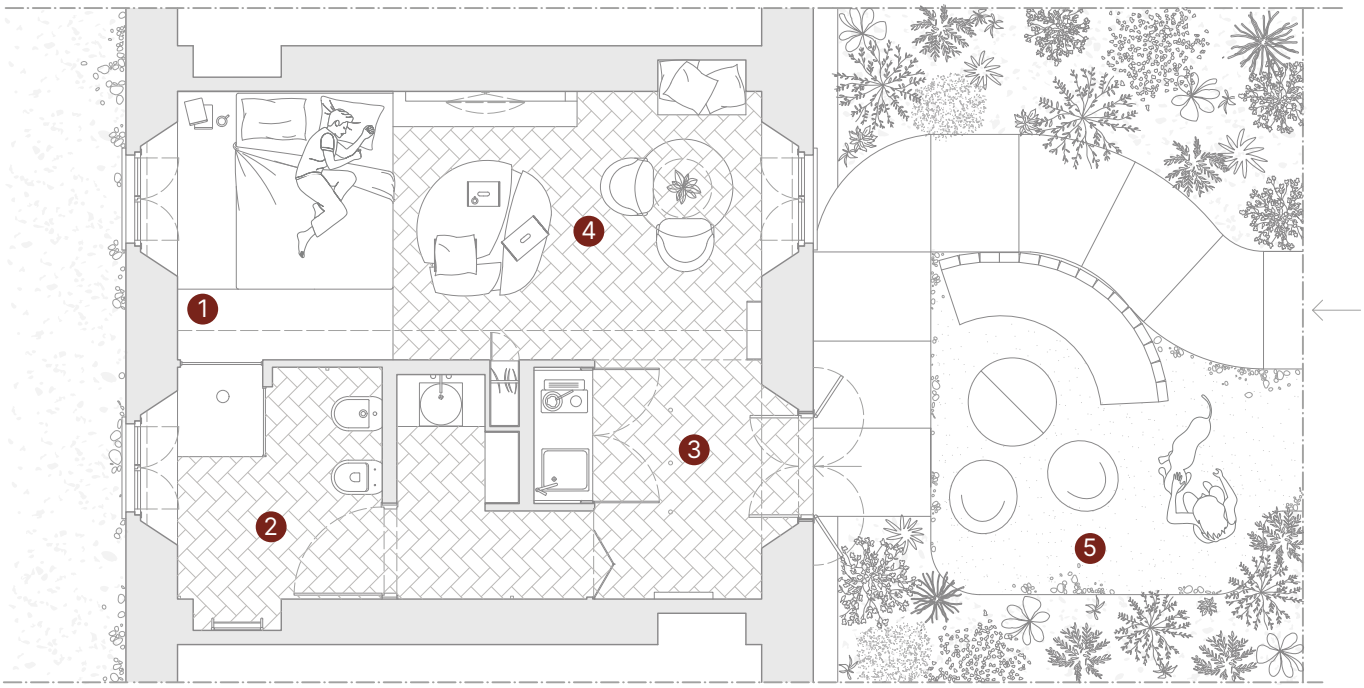




/ Functional Core (Kitchen, Bathroom, Wardrobe)

# SEED As a Shell /

The seed shell concept focuses on protection, centrality, and connection. Like a shell shielding the seed, introverted spaces create intimacy and calm, offering refuge from the outside world. At the core is a functional center that organizes flow and interaction, balancing privacy with openness. This adaptable design nurtures personal growth and harmony, providing safety while inspiring well-being.



/ Functional Core



/ Kitchen area and entrance



/ Private Garden area



/ Bathroom and Shower

# Two-Rooms Apartment /

**FIRST FLOOR**

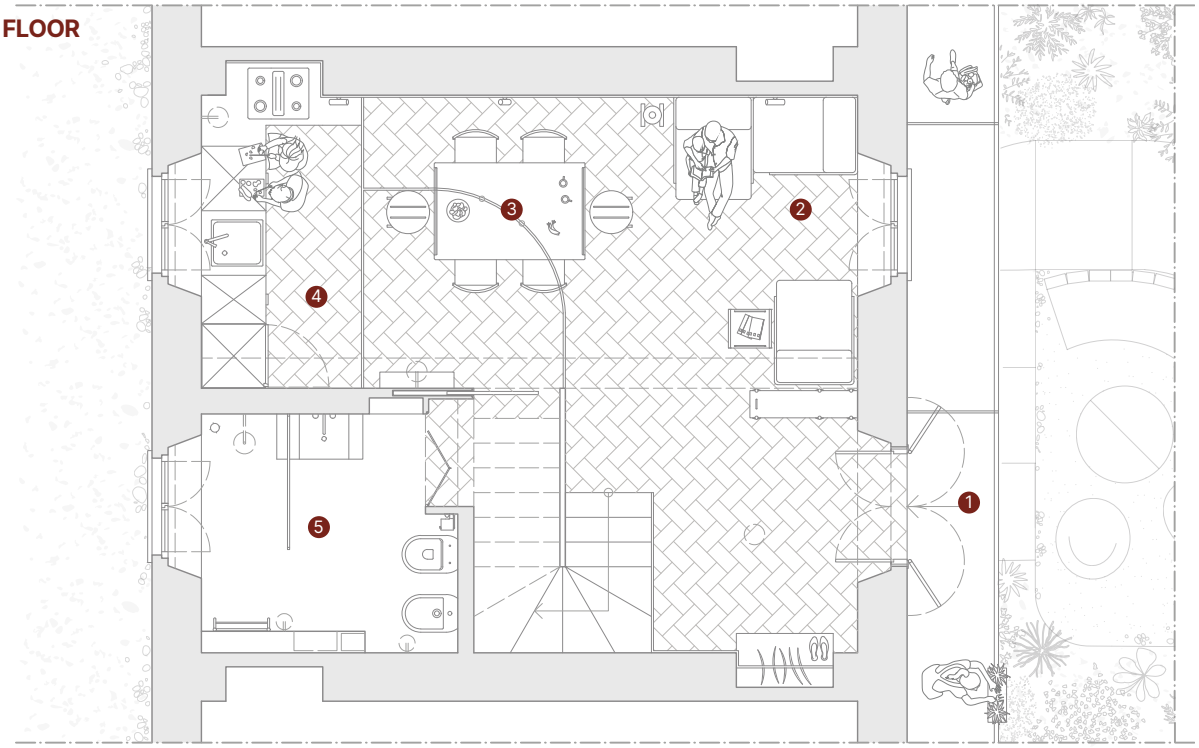


1 Entrance 2 Living room 3 Dining area 4 Kitchen 5 Bathroom

**SECOND FLOOR**

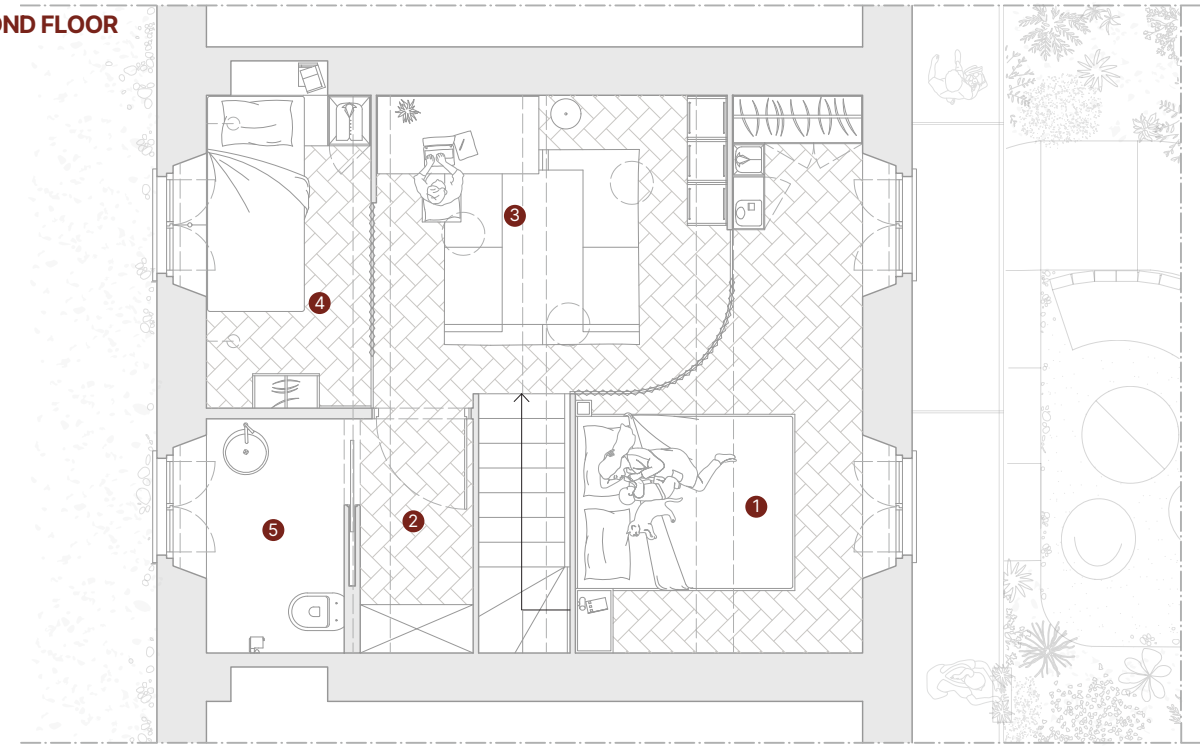


1 Bed Room 2 Antibagno 3 Common area 4 Bedroom 5 Master bedroom

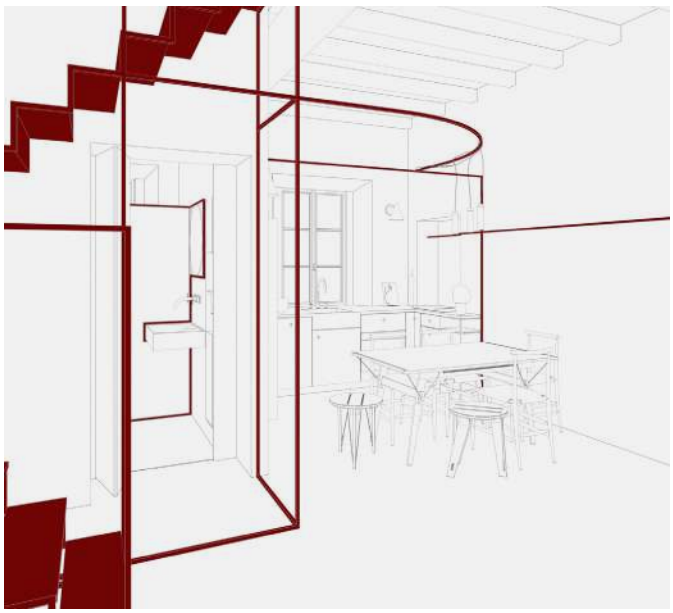

# SEED As Sprouts /

In the two-room apartment, the seed grows and changes shape, with root-like structures that support the space's adaptation. These guides carry essentials like electricity and water while serving as rails for custom furniture. Connection is key, as the roots link different parts of the home.



/ Stairs and Bathroom entrance.



/ Shared, Multifunctional Area



/ First Floor Bathroom



/ Kitchen

# Communal Garden /

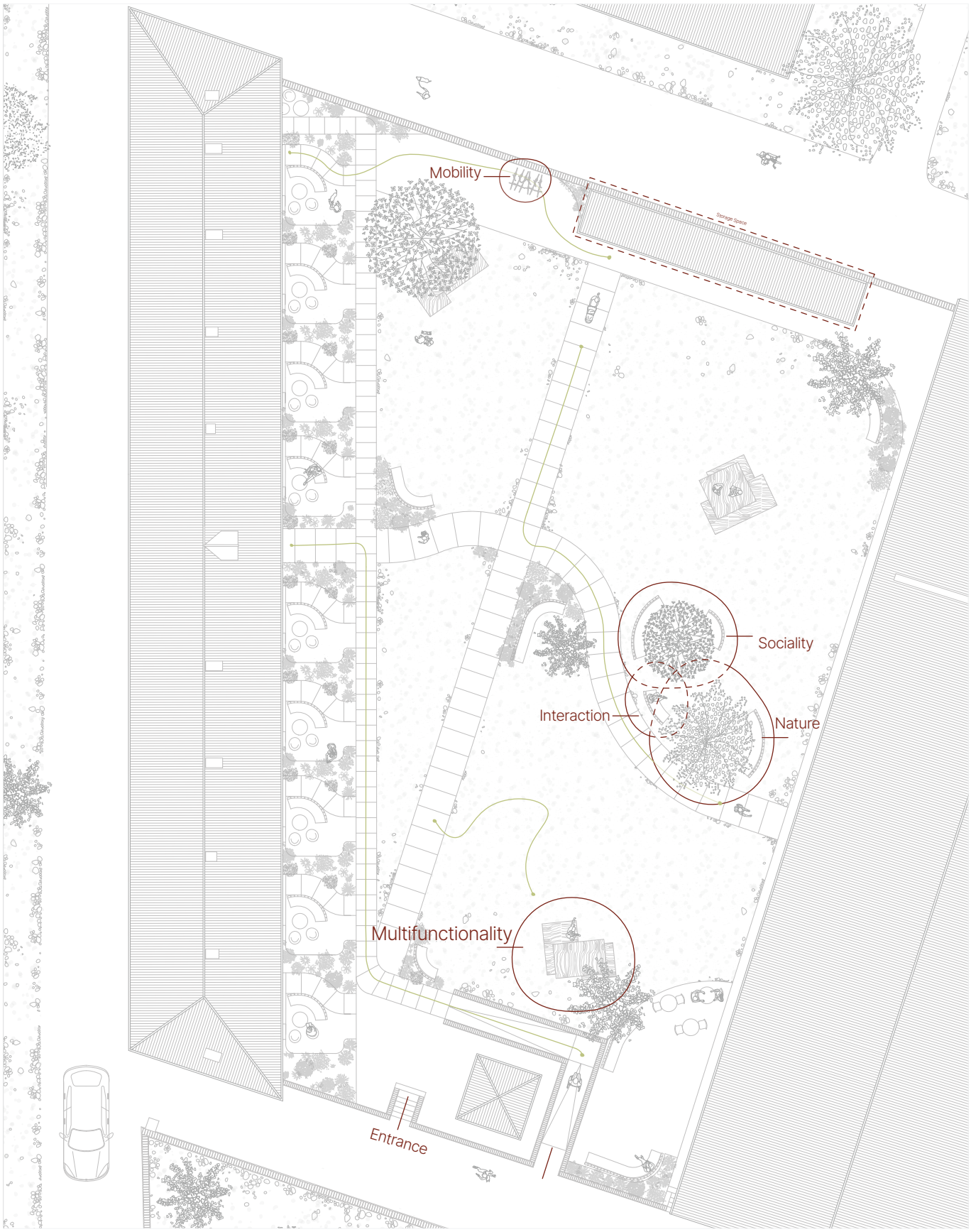



/ Shared Garden, semi-private sitting areas



/ Shared Garden, semi-private sitting areas



/ Studio Apartment Private Gardens